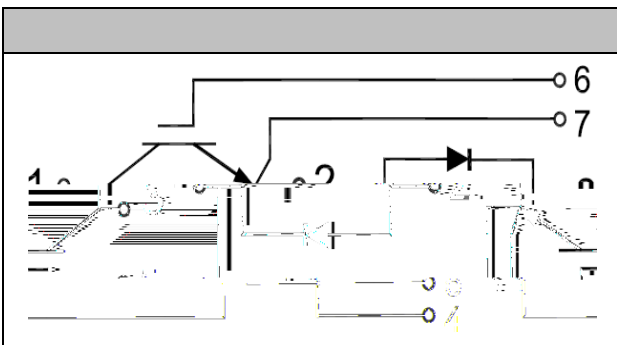


IGBT Modules

V _{CES}	1200V
I _C	300A

Applications

- High frequency drivers
- Solar inverters
- UPS (Uninterruptible Power Supplies)
- Electric welding machine



Features

- High speed IGBT in NPT technology
- Low switching losses
- High short circuit capability(10us)
- Including ultra fast & soft recovery anti-parallel FWD
- Low inductance
- Maximum junction temperature 150

● IGBT

Absolute Maximum Ratings

Parameter	Symbol	Conditions	Value	Unit
Collector-Emitter Voltage	V _{CES}	V _{GE} =0V, I _C =1mA, T _{vj} =25	1200	V
Continuous Collector Current	I _C	T _c =80	300	A
Repetitive Peak Collector Current	I _{CRM}	t _p =1ms	600	A
Gate-Emitter Voltage	V _{GES}	T _{vj} =25	20	V
Total Power Dissipation	P _{tot}	T _c =25 T _{vjmax} =150	2000	W



MG300HF12LEC2 **RoHS** COMPLIANT

Characteristic values

Parameter	Symbol	Conditions	Value	Unit
-----------	--------	------------	-------	------



● Diode

Absolute Maximum Ratings

Parameter	Symbol	Conditions	Value	Unit
Repetitive Peak Reverse Voltage	V_{RRM}	$T_{vj}=25$	1200	V
Continuous DC Forward Current	I_F		300	A
Repetitive Peak Forward Current	I_{FRM}	$t_p=1\text{ms}$	600	A

Characteristic values

Parameter	Symbol	Conditions	Value			Unit
			Min.	Typ.	Max.	
Forward Voltage	V_F	$I_F=300\text{A}, T_{vj}=25$		1.70	2.0	V
		$I_F=300\text{A}, T_{vj}=125$		1.75		
Recovered Charge	Q_{rr}	$I_F=300\text{A}$		16.8		μC
Peak Reverse Recovery Current	I_{rr}	$V_R=600\text{V}$ $-di_F/dt=3600\text{A}/\mu\text{s}$		240		A
Reverse Recovery Energy	E_{rec}	$T_{vj}=25$		10.2		mJ
Recovered Charge	Q_{rr}	$I_F=300\text{A}$		36.5		μC
Peak Reverse Recovery Current	I_{rr}	$V_R=600\text{V}$ $-di_F/dt=3600\text{A}/\mu\text{s}$		290		A
Reverse Recovery Energy	E_{rec}	$T_{vj}=125$		20.3		mJ

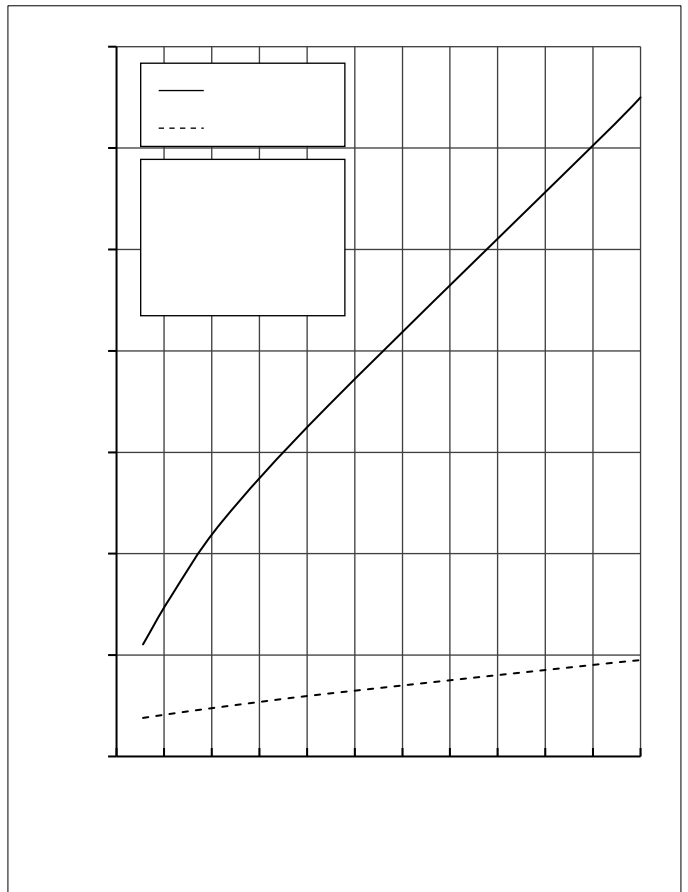
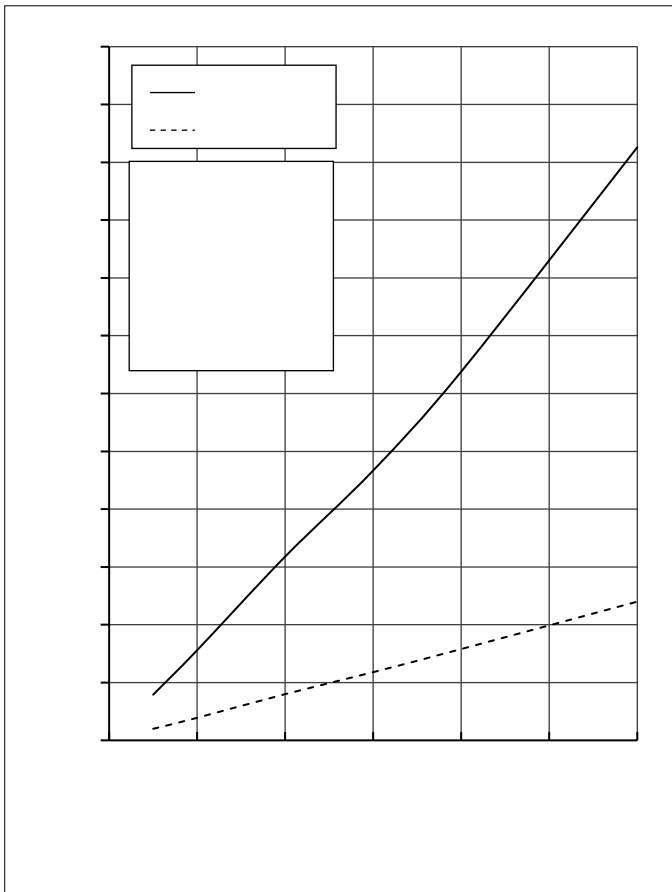
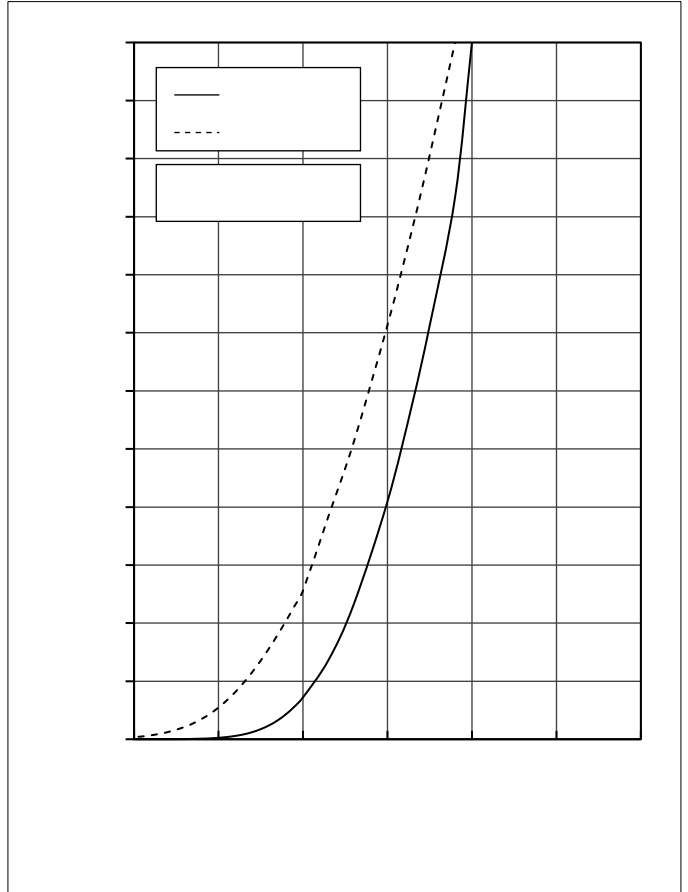
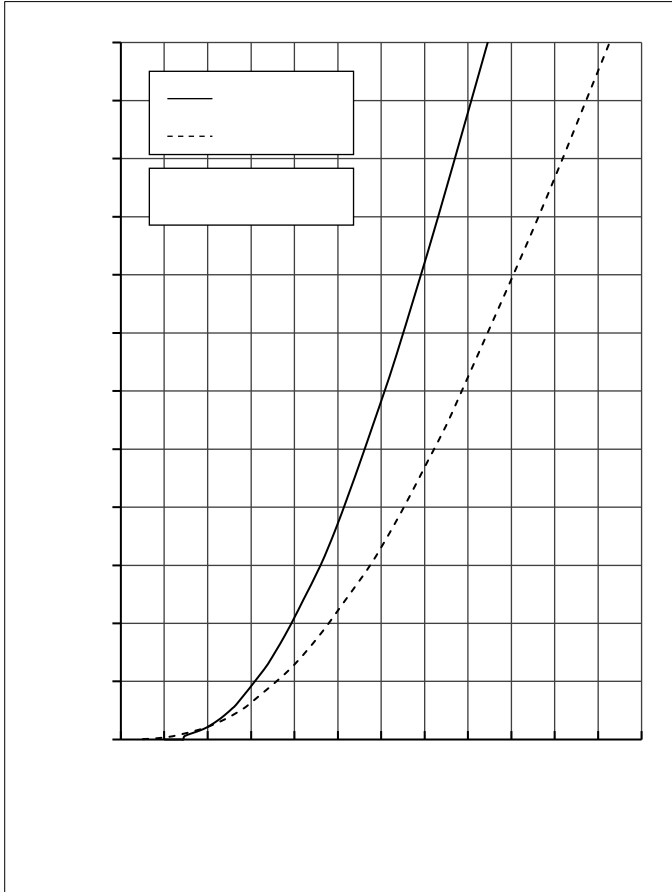



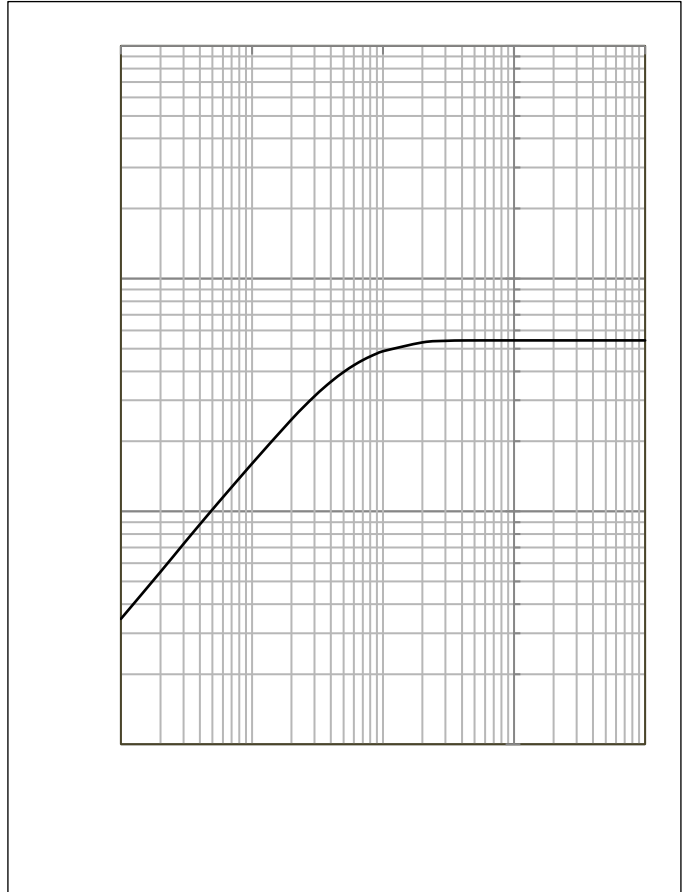
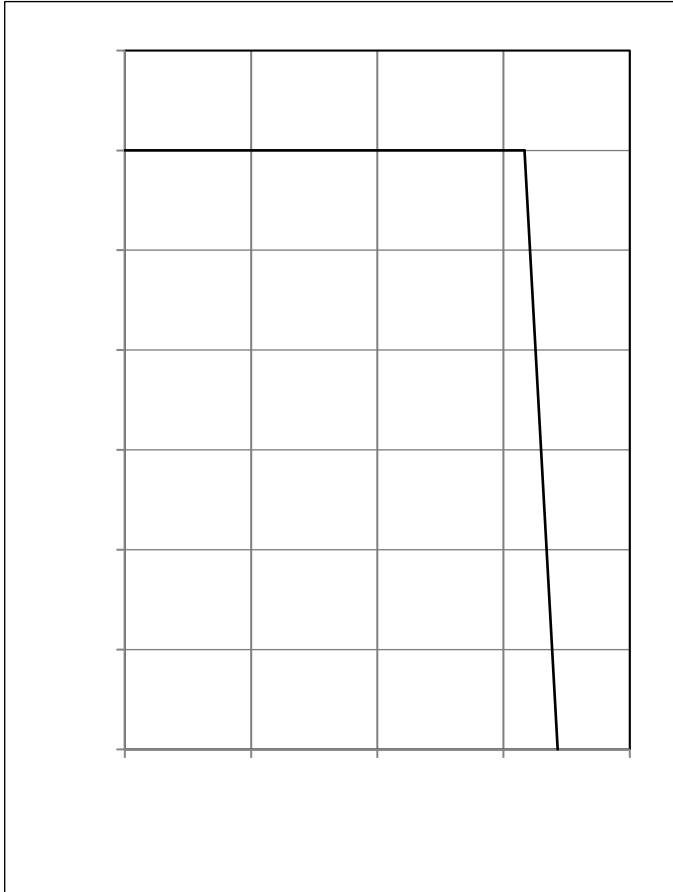
MG300HF12LEC2 **RoHS** COMPLIANT

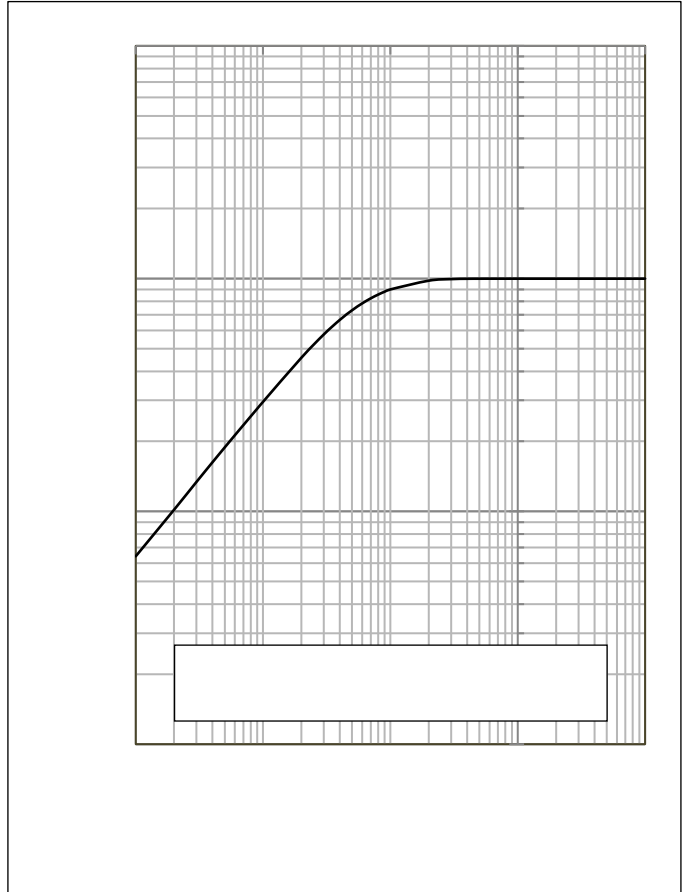
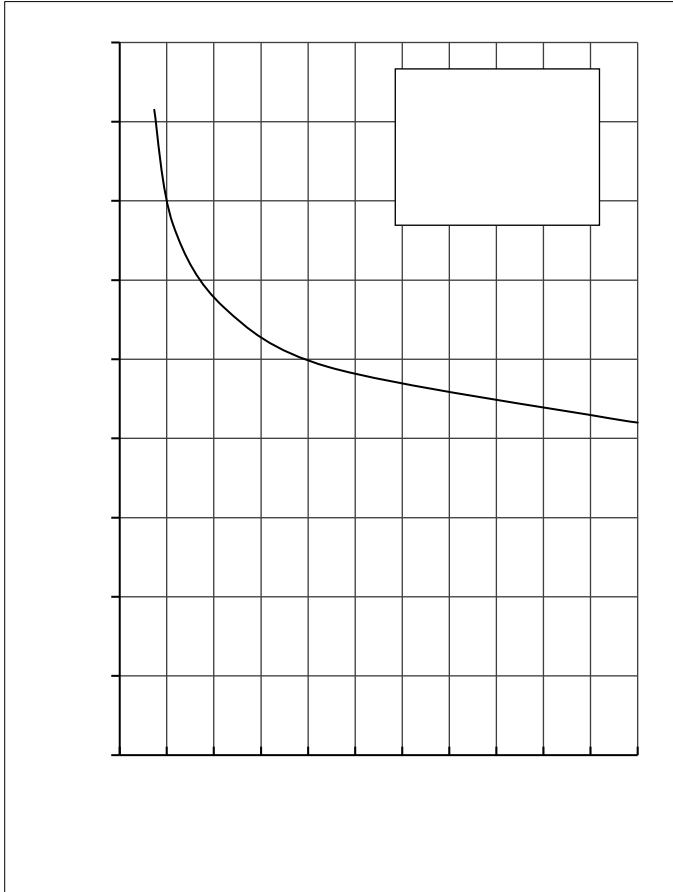
● Module Characteristics

T_c=25°C unless otherwise specified

Parameter	Symbol	Conditions	Value Min.	Units
-----------	--------	------------	---------------	-------

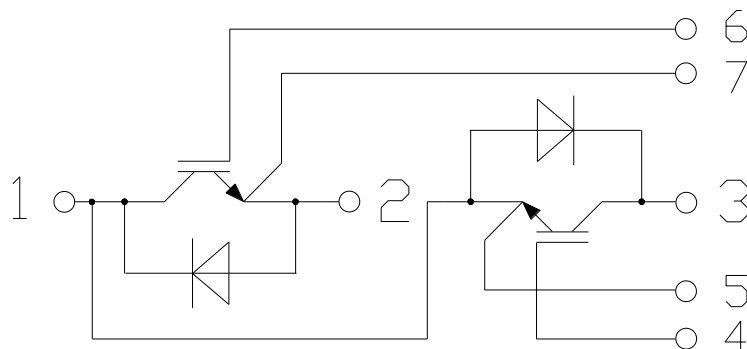








● Circuit Diagram



● Package Outline Information

Dimensions in Millimeters

