





# YJG120G10AR

## ■ Electrical Characteristics ( $T_J=25$ unless otherwise noted)

Parameter	Symbol	Conditions	Min	Typ	Max	Units
<b>Static Parameter</b>						
Drain-Source Breakdown Voltage	$BV_{DSS}$	$V_{GS}=0V, I_D=250\mu A$	100	-	-	V
Zero Gate Voltage Drain Current	$I_{DSS}$	$V_{DS}=100V, V_{GS}=0V$	-	-	1	$\mu A$
		$V_{DS}=100V, V_{GS}=0V, T_J=150$	-	-	100	
Gate-Body Leakage Current	$I_{GSS}$	$V_{GS}=20V, V_{DS}=0V$	-	-	100	nA
Gate Threshold Voltage	$V_{GS(th)}$	$V_{DS}=V_{GS}, I_D=250\mu A$	1	1.8	2.5	V
		$V_{GS}=10V, I_D=60A$	-	3.2	4	
Static Drain-Source On-Resistance	$R_{DS(on)}$					m $\Omega$



# YJG120G10AR

## Typical Electrical and Thermal Characteristics Diagrams

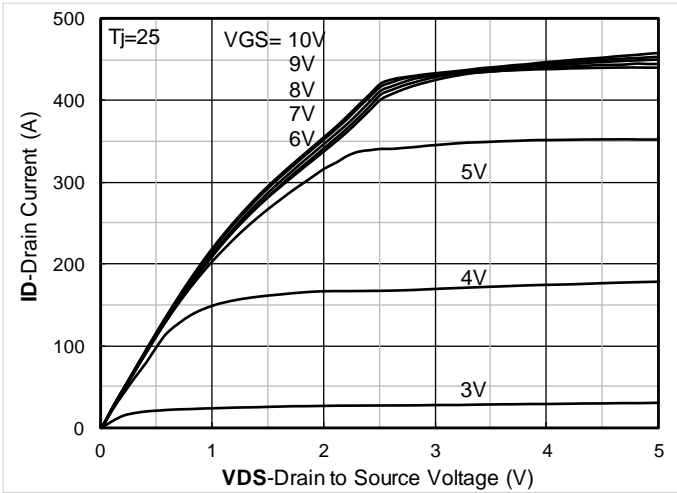


Figure1. Output Characteristics

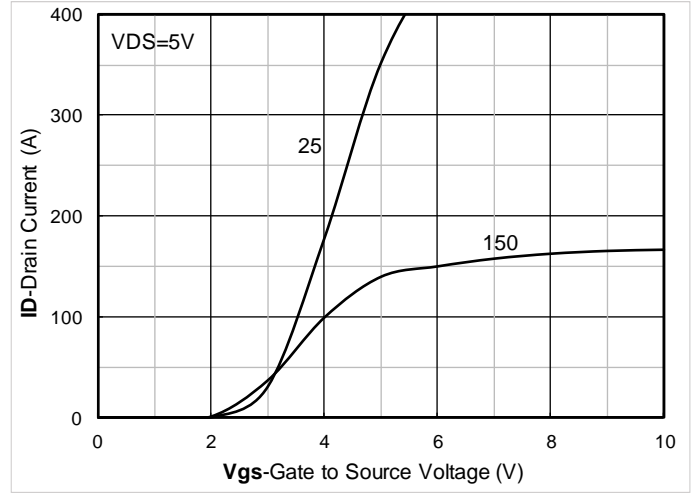


Figure2. Transfer Characteristics

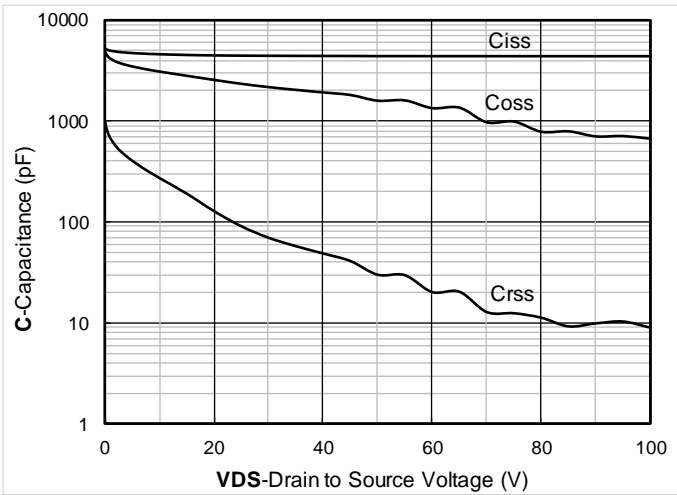


Figure3. Capacitance Characteristics

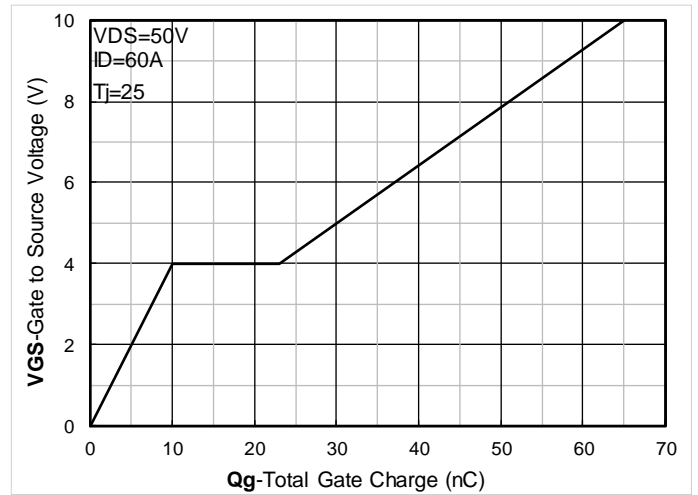


Figure4. Gate Charge

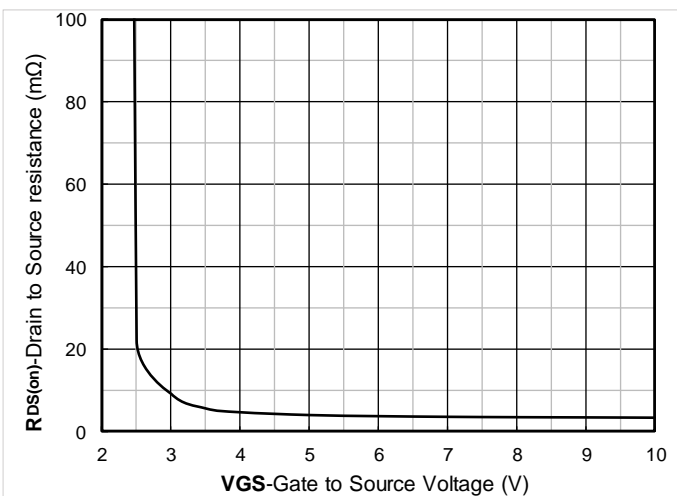


Figure5. On-Resistance vs Gate to Source Voltage

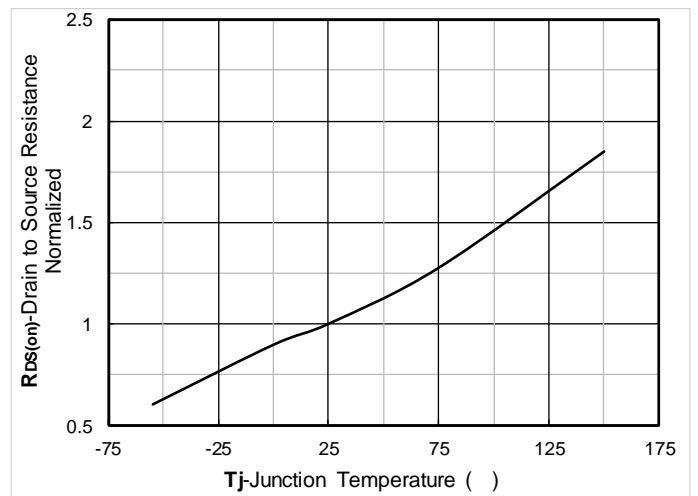


Figure6. Normalized On-Resistance



# YJG120G10AR

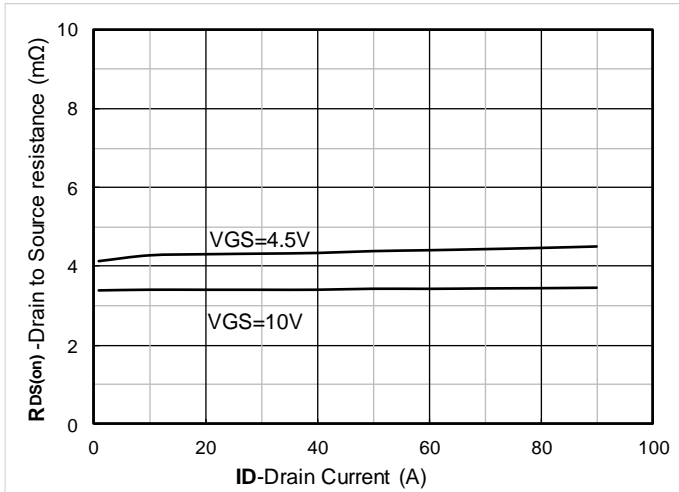


Figure7.  $R_{DS(on)}$  VS Drain Current

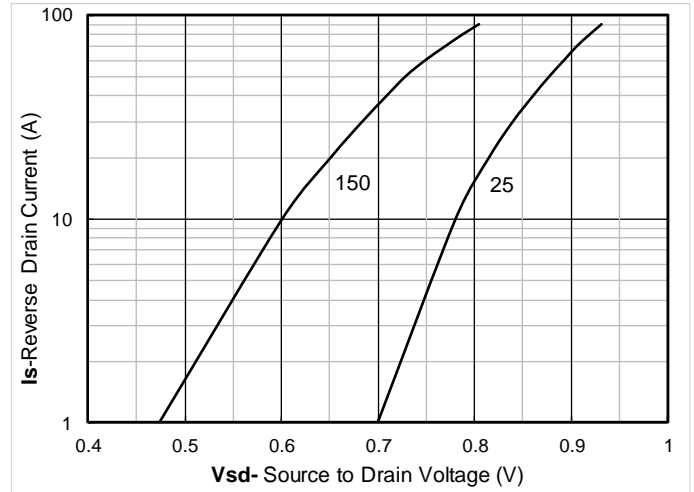


Figure8. Forward characteristics of reverse diode

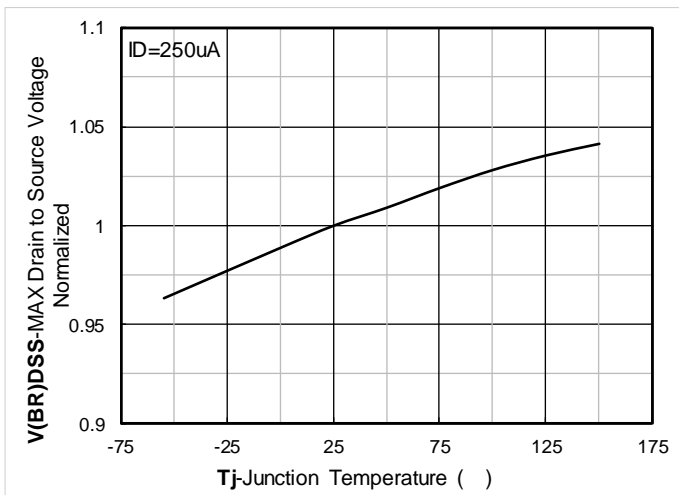


Figure9. Normalized breakdown voltage

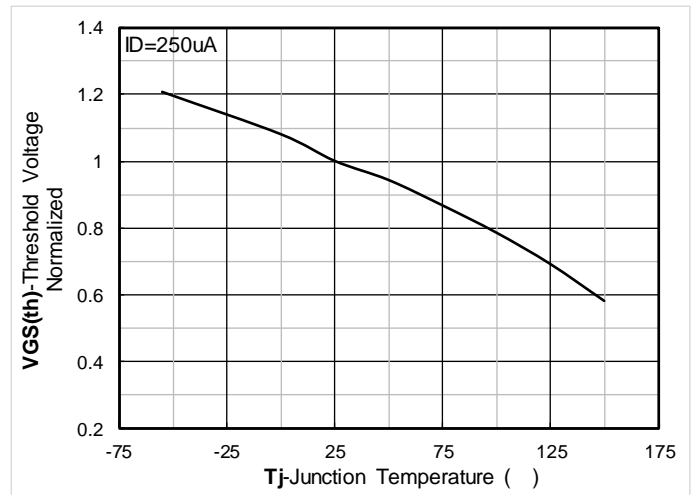


Figure10. Normalized Threshold voltage

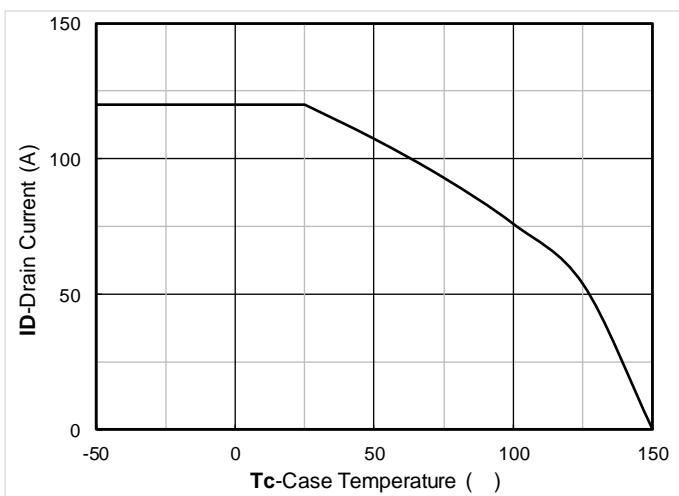


Figure11. Current dissipation

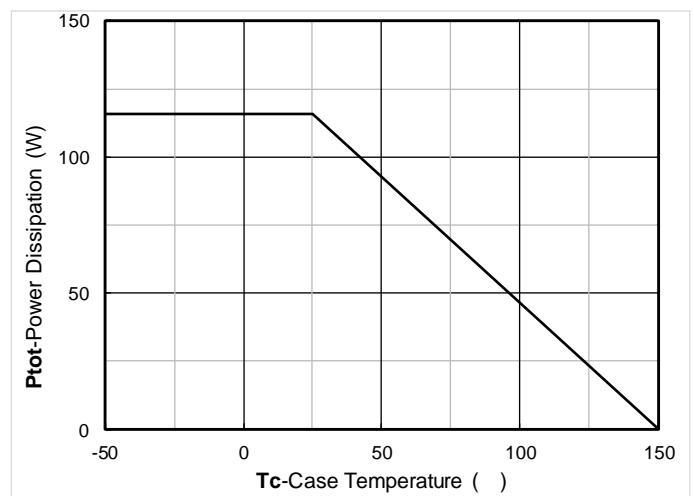


Figure12. Power dissipation



# YJG120G10AR

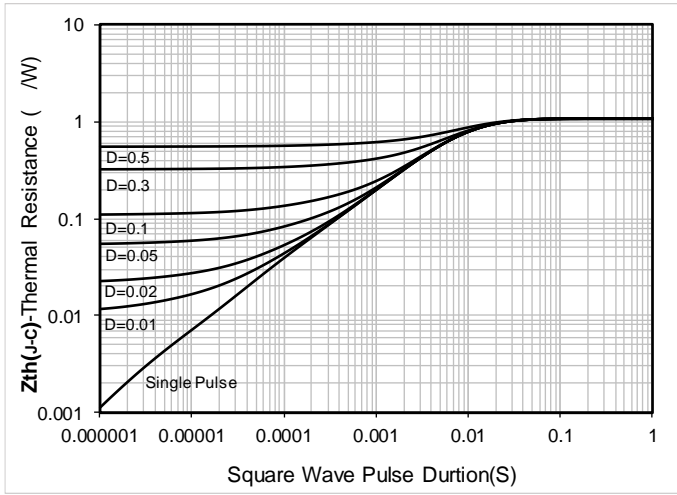


Figure13. Maximum Transient Thermal Impedance

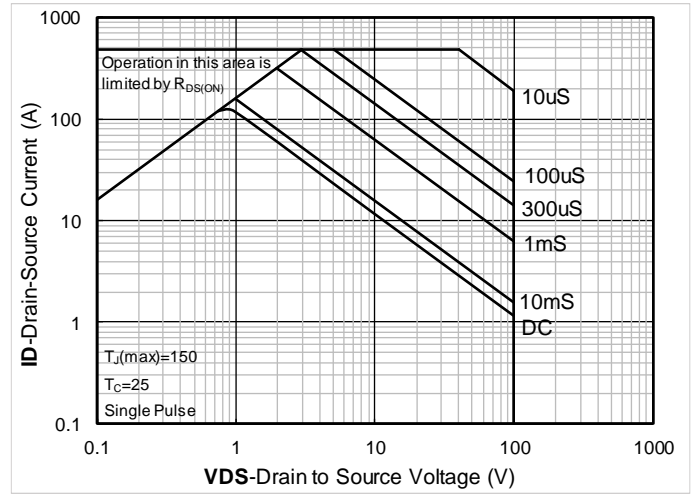
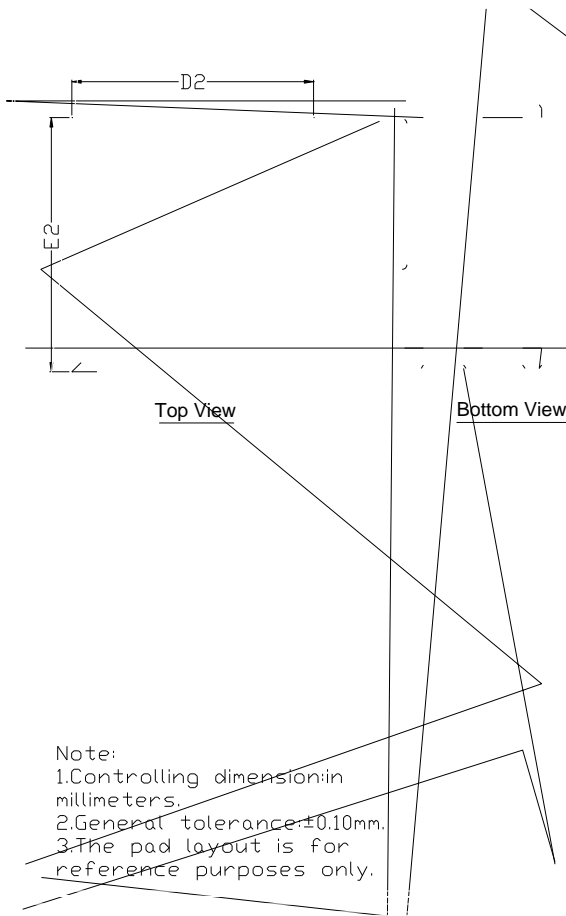


Figure14. Safe Operation Area



# YJG120G10AR

## ■ PDFN5060-8L-D-0.95MM Package information



SYMBOL	MILLIMETER		
	MIN	NOM	MAX
A	5.15	5.35	5.55
A	5.95	6.05	6.15
A1	0.85	0.95	1.00
A2	0.203 BSC		
D1	4.25	4.35	4.45
E1	3.525	3.625	3.725
D2		5.20	
E2		5.55	
L1	0.45	0.55	0.65
L2	0.68 BSC		
b	0.3	0.4	0.5
e	1.27 BSC		



# YJG120G10AR

---

## Disclaimer

The information presented in this document is for reference only. Yangzhou Yangjie Electronic Technology Co., Ltd. reserves the right to make changes without notice for the specification of the products displayed herein to improve reliability, function or design or otherwise.

The product listed herein is designed to be used with ordinary electronic equipment or devices, and not designed to be used with equipment or devices which require high level of reliability and the malfunction of which would directly endanger human life (such as medical instruments, transportation equipment, aerospace machinery, nuclear-reactor controllers, fuel controllers and other safety devices), Yangjie or anyone on its behalf, assumes no responsibility or liability for any damages resulting from such improper use of sale.

This publication supersedes & replaces all information previously supplied. For additional information, please visit our website <http://www.21yangjie.com> , or consult your nearest Yangjie's sales office for further assistance.