


## Silicon Carbide Schottky Diode

	" "
5	+3
5	& 5

### Features

) 5



### Typical Applications

5

### Mechanical Data

Package, "  
Terminals,  
Polarity, 3

### Maximum Ratings 5/

PARAMETER	SYMBOL	UNIT	VALUE
6			6 " "
2 / 5			" "
2 / 5			" "
2 / 5 65	65		" "
5 2 / 5		3	) +
5 2 / 5			+
5 2 / 5			
2 / 5 / "		3	
6 2 / 5			&)
6 2 / " 5			
2 / 5 / "		3	
		5	□ )



# YJD112002PG1

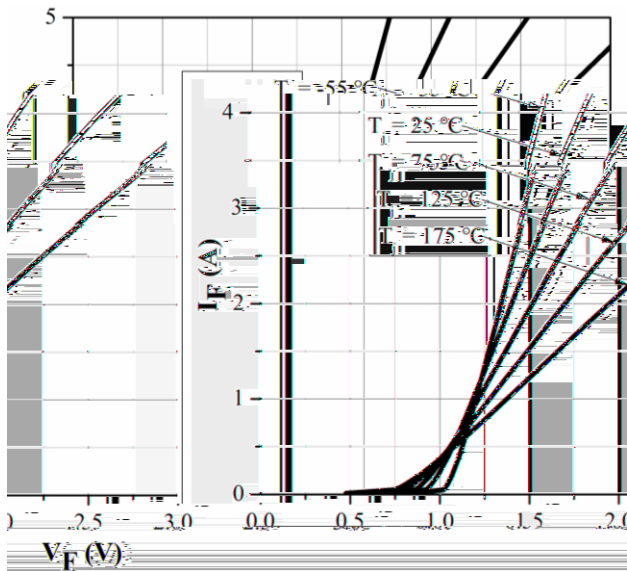
## Electrical Characteristics

PARAMETER	SYMBOL	UNIT	TEST CONDITIONS	Typ.	Max.
			/ 3 / 5	&	)
			/ 3 / ) 5	"	
		3	/ " " / 5		(
			/ " " / ) 5		
	5	5	/ " " / 5	&	
			/ " /	)	
	5		/ & " /	&	
			/ " " /	"	
5	5		/ " "		

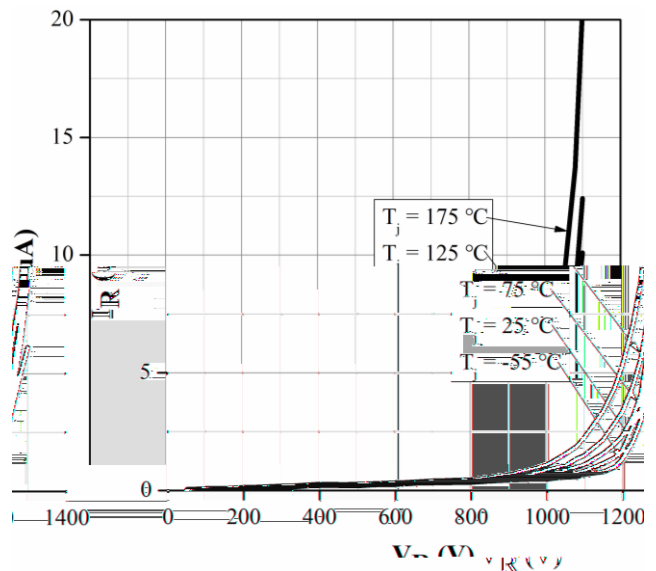
## Thermal Characteristics /

PARAMETER	SYMBOL	UNIT	VALUE
	5	5!	

## Typical Characteristics



5

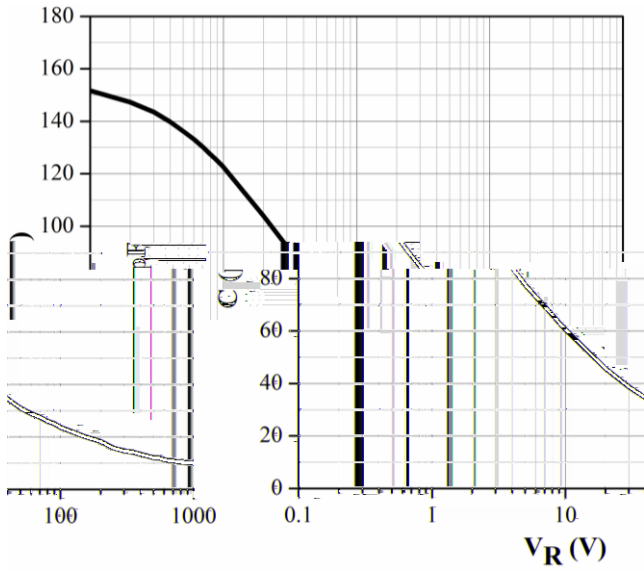


5

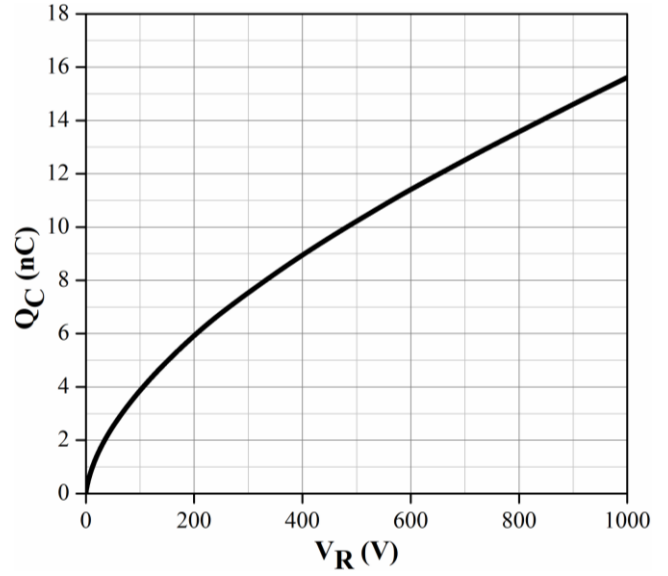
!



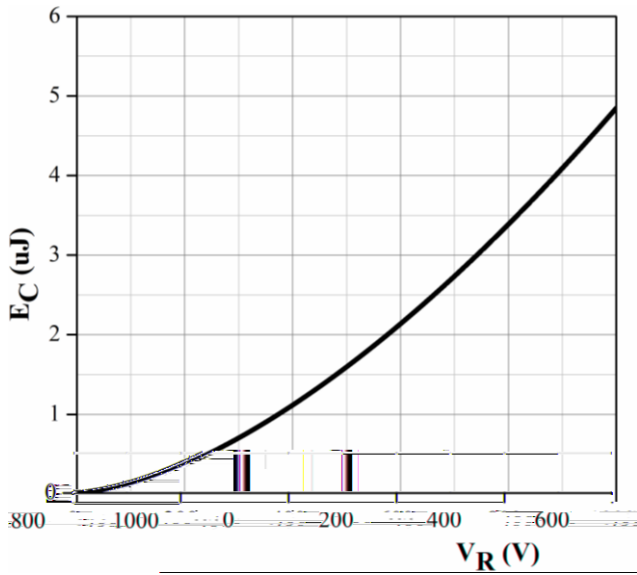
# YJD112002PG1



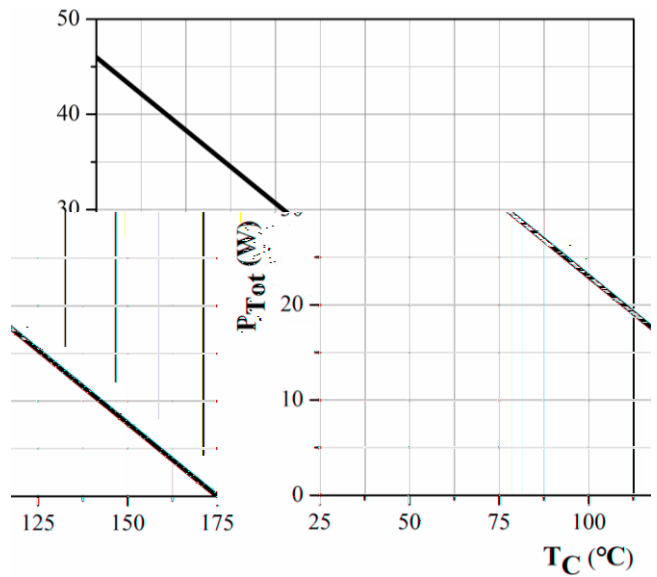
5




& 5 5



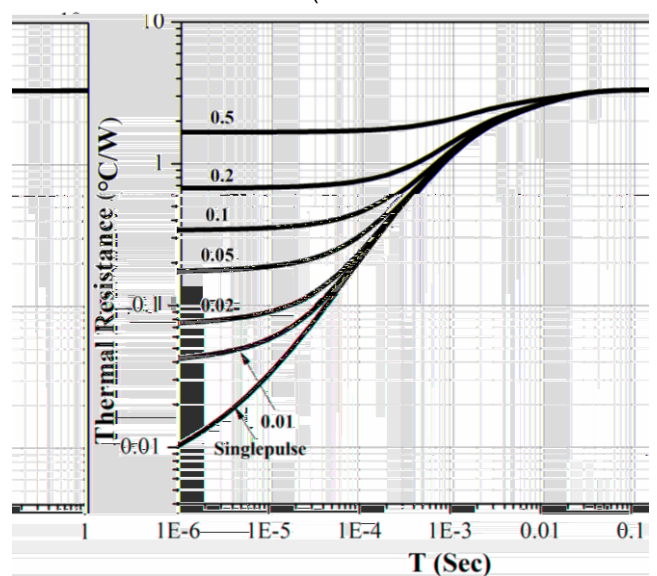
5



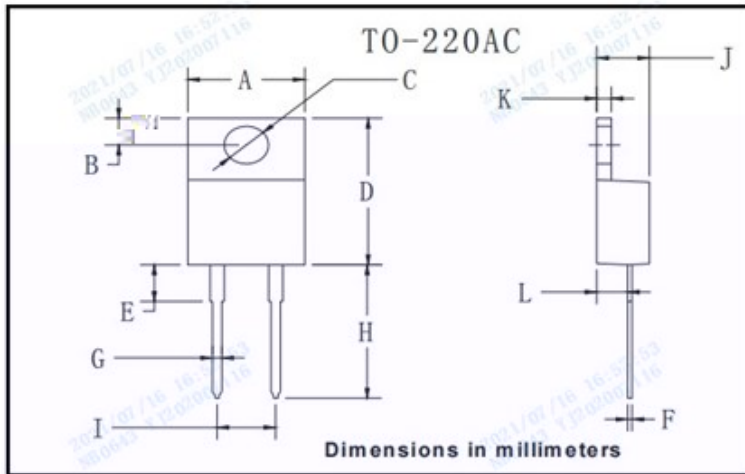
( 6



) 5 6



## Outline Dimensions



TO-220AC		
6		
3	++	"
4		+
5	)	&"
6	&+	
	)	&
	" (	"
	" (	" +&
		+
	& (	(
	&	&)
	&	&
	)	)+



Disclaimer

5

!! [www.frxelec.com](http://www.frxelec.com)